


Hanham Methodist Church



Jonah and the Whale
Activity Pack



Hanham Methodist Church

Church is more than just a building.
Even though we can't meet together, we
can still learn, pray, worship, sing, dance
and **celebrate** the love of God.

This pack contains craft ideas and activities
that will help you to get messy at home!

We would **LOVE** to see what you create,
so why not send us pictures of your
creations.



Hanham Messy Church



hanhammessychurch@gmail.com

This pack was
created by:
Ella



Jonah and the Whale

Written by Sharla Guenther

One day God asked a man named Jonah to go to a place called Nineveh and tell the people living there to stop being bad. The only problem was that Jonah didn't want to help the people there. He knew they were bad and he wanted them to be punished for their mistakes. So instead of listening to God, Jonah thought he would run away from Nineveh and not do what God asked him. He ran to the sea where he found a ship that was going to another city. He paid the captain, went in the lower part of the boat and went to sleep.

Shortly after the boat left the shore, a very bad storm came up and started tossing the boat around. All the men were very afraid so they started to throw all their packages and bags overboard in hopes that they wouldn't drown. The captain soon went to find Jonah who was still sound asleep in the boat. He said to Jonah, "How can you sleep? Get up and pray to your god, maybe he can help us!" The captain didn't realize that Jonah didn't just believe in any God but the one true God and that He could help them.

Meanwhile, the other sailors decided that the storm was Jonah's fault. He must have done something wrong to make his god so angry. So they asked Jonah, "What have you done? What god do you believe in? What can we do to make this storm stop?" Jonah told them, "I believe in the Lord, the God of heaven, who made the sea and the land and I am running away from something God asked me to do. It is my fault this is happening. If you throw me into the sea the storm will stop."

The men didn't want to hurt Jonah by throwing him off the boat so they tried to row the best they could, but the storm just got worse. So they picked up Jonah and threw him into the sea. The storm immediately calmed and the sea became still. The men on the boat realized that Jonah believed in the one true God and prayed to Him.



Jonah and the Whale


Then the captain and the crew looked out to sea as a huge fish came and swallowed up Jonah. God actually sent the fish to keep Jonah from drowning. Jonah stayed in the fish for three days and three nights. While Jonah was trapped inside the fish he did a lot of praying to God. He asked God to forgive him for running away. He also thanked God for not allowing him to drown.



After the third day God told the fish to spit Jonah out onto dry land. And the fish did just that. Jonah was happy to be out of the dark belly of the fish, but boy, did he need a shower. He was slimy and smelly. Then the Lord told Jonah a second time to go to Nineveh and tell the people there to stop being bad. This time Jonah obeyed God and left for Nineveh right away.

When Jonah got there he told the people what had happened to him. He warned them that God said that they should stop doing bad things or in forty days the city and everything in it would be destroyed. To Jonah's surprise the people listened to him and they prayed to God and they said sorry for all the bad things they had done.


Soon the king of Nineveh heard what was going on and he ordered that everyone to listen to God and to stop doing bad things. And when God saw that they were trying to good instead of bad. He felt love for them and did not destroy their city.



Jonah Getting Eaten!

What you need:

- Clothes peg
- Card/paper
- Pencils/pens
- Glue or tape



The templates for this craft are provided on the next page of the booklet - or you can draw your own.

Instructions:

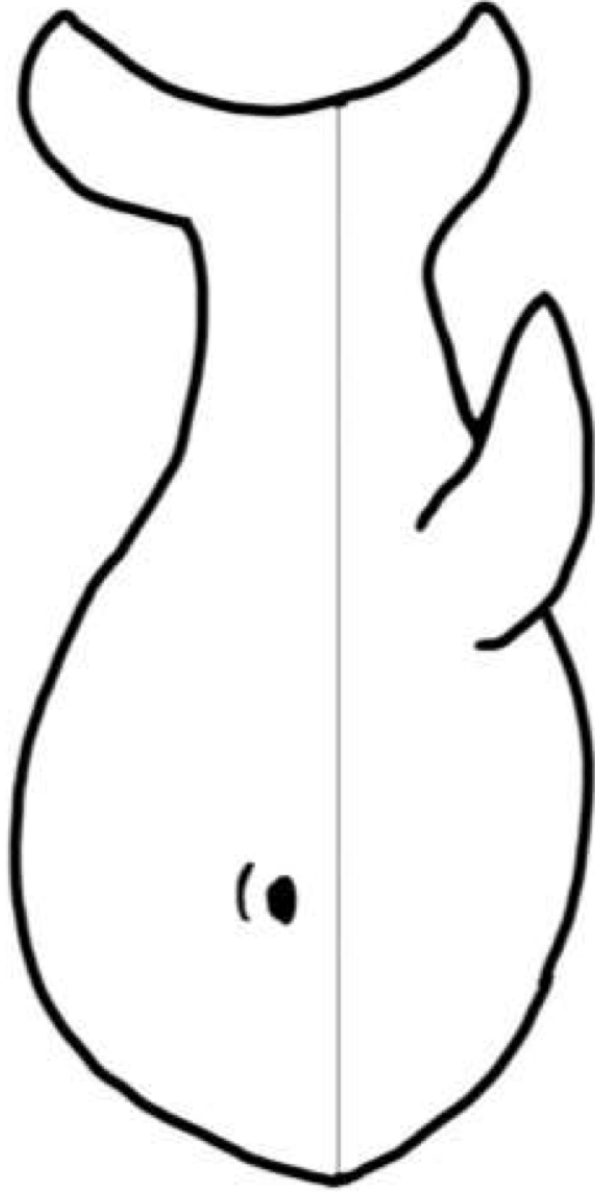
1. Cut out and colour in a Jonah
2. Cut out the whale shape from card.
3. Cut the whale in half horizontally where the mouth would be (if using the template, this line is marked).
4. Attach your Jonah to the bottom half of the whale, so it looks like he's in the whale's mouth.
5. Attach the tail end of the top and bottom whale pieces to a the side edge of a clothes peg. When you open and close the peg, it should look like the whale is opening and closing it's mouth.



Hanham Methodist Church



Jonah Cut-Out




The Great Fish Cut-Out

Make an Origami Fish

What you need:

- Piece of square paper
- Googly eyes or pen



Start by folding a square piece of paper diagonally (both sides) and in half (one side) – crease and unfold as shown on the first image.

Hold the paper as indicated with blue spots and fold towards the center to get a triangle shape.

Now hold the right bottom corner of the triangle and fold it toward the center along the crease. Do the same with the other corner to make your fish's tail!

Add googly eyes or draw eyes using a pen. Feel free to decorate in any way you want to!



Sock Fish

What you need:

- An old sock
- Ribbon/hairband/elastic band
- Stuffing (e.g. lentils, cotton wool, the other sock!)
- Things to decorate!

Instructions:

1. Stuff the sock
2. Secure with ribbon/hairband/elastic band
3. Decorate!



Under the Sea Picture

What you need:

- Paint
- Paper
- Glue
- Pens
- Decorations

Instructions:

1. If you like getting messy, use paint to create hand and foot prints. Get creative turning these prints into sea creatures. You could also draw round your hands and feet with a pen and colour it in.
2. Create a wonderful under the sea picture by cutting, sticking and decorating!



Fish Frenzy!

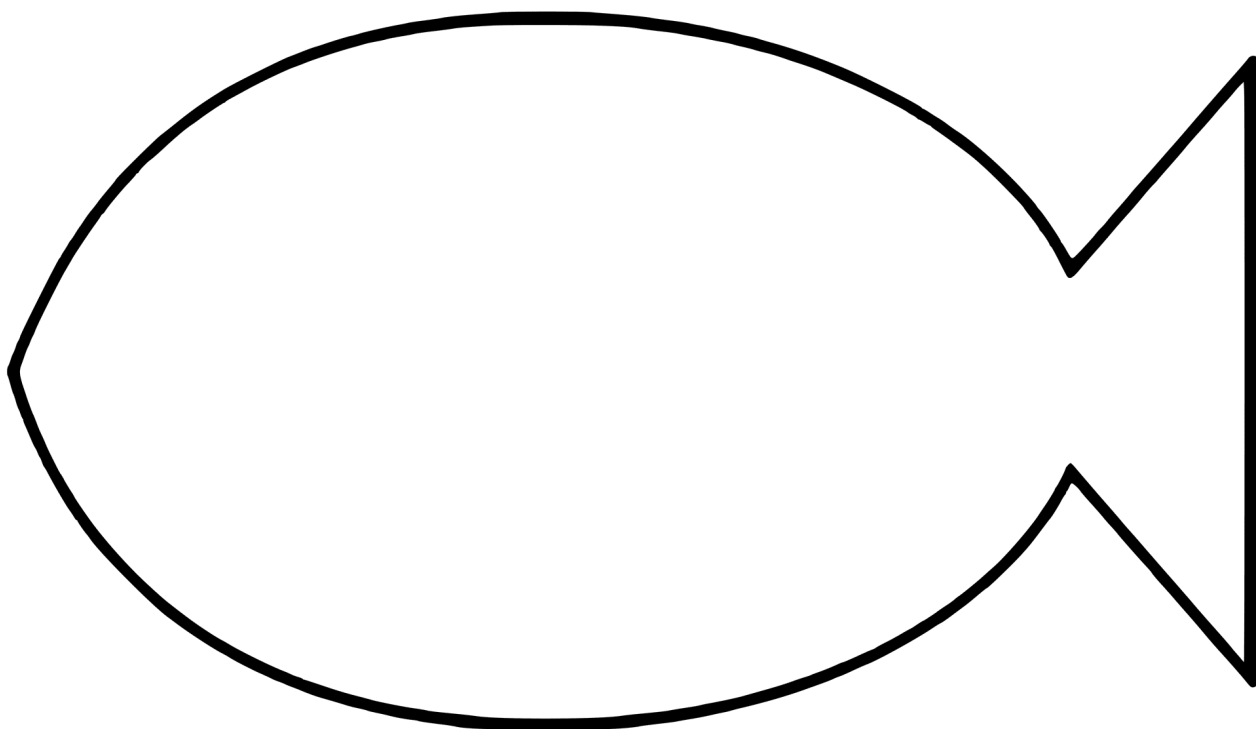
This game works best on a hard floor.

What you need:

- Fish shapes cut out of paper
Use the template below to create your own.
- Magazines/newspaper/thin book

Directions:

- Decide on a starting line and finish line – you could even use some sticky tape to mark the lines.
- Each player needs a paper fish and a magazine.
- On the count of ready, steady, go, the players begin to flap their magazine to move their fish towards the finish line.
- The first person to cross the finish line wins!



Jonah Word Search



N E S T Y Z D F R Z L S K B I
D I I L F L O E J O N A H K U
O P N A E R L V Y A S I N D X
S M I E G E G E Y L I L E S V
F T G I V N P O M D B O T T G
H B V Z A E N H L S G R S O B
B E A A E O H O B T W S I R B
J R W L E Y R E Y A R P L M H
D D A A O G H E V A R B G Y D
A H J X P U U Q K L U A I V Q
W U L P E Y Y E H O P Y S H T
P K M S O O I V G M T B A R D
X O J I N D K O L A P A Q Z U
I R O F B T W L A I T I O H Y
A M H R S A C I Y X W A A B R

BOAT

FORGIVE

LOVE

SAILORS

SPIT

BRAVE

JONAH

NINEVEH

SLEEP

STORM

FAITH



LISTEN

PRAYER

SMELLY


WHALE

Help Jonah get to Nineveh



Nineveh

Hanham Methodist Church



Splish Splash Prayer

With help from an adult, go and find some things that you can drop into water.

You might be able to find pebbles, stones, marbles, shells, anything really! You could look in your garden, around the house, or when you're out for your daily exercise.

Fill up a big bowl with water.

With your family, take it in turns to drop one of the things you collected into the water. As you drop it, say something that you are thankful for. Watch how it moves in the water. When you drop your next item in the water, say something that you would like God to help with.

God always hears our prayers.

