

Hanham Methodist Church



The Two Builders  
Activity Pack



# Hanham Methodist Church

**Church is more than just a building.**  
Even though we can't meet together, we  
can still learn, pray, worship, sing, dance  
and **celebrate** the love of God.

This pack contains craft ideas and activities  
that will help you to get messy at home!

We would **LOVE** to see what you create,  
so why not send us pictures of your  
creations.



Hanham Messy Church



hanhammessychurch@gmail.com

This pack was  
created by:  
**Ella**



# The Two Builders

*Story sourced from: Mission Bible Class*

Jesus told a parable about two men who each decided to build a house. The two men went out looking for the perfect place to build the house.

The first man was very wise. He thought carefully about the kind of house he wanted to build. He wanted a house that was strong. If a strong wind or heavy rains came he did not want his house to break up or wash away. This wise man knew that the most important part of a house is the foundation. The foundation is the first thing that is built. It is the bottom of the house. The foundation has to be sturdy and strong to make the house sturdy and strong.

The wise looked everywhere and then he found the perfect place. He found a huge flat rock. The rock could be the foundation for the house. The wise man dug around and chipped the rock until it was the perfect size for his house. Then he built his house on the rock.

After he was finished he lived in the house. Many times storms came to his house. The winds blew and the rains came but the wise man sat comfortably in his house. He did not worry about the storms because he had built his house on a rock.




# The Two Builders

*Story sourced from: Mission Bible Class*

In Jesus' parable he told of the other man that built a house. This man was foolish. He did not think carefully about the kind of house he should build. He just found a nice flat place and started building. He built his house on sand. The foundation kept slipping and sliding in the sand but the foolish man did not care. He just wanted to build a house.

When the foolish man finished his house he moved in. Guess what happened when the first storm came? The winds blew and the rains came down and the foolish man's house fell apart. It fell apart because it did not have a strong foundation.

After Jesus told the parable he explained to the people what the parable really meant. He said that the wise man was like someone who listened to Jesus' instructions and then followed the instructions. Jesus' instructions are always right. When a person builds his life on Jesus' words he is building a strong foundation. He will be strong inside. The foolish man in the parable was like someone who listened to Jesus' instructions but then did not follow them. A person that does not build his life on Jesus' words will not have a strong foundation. He will be weak inside.



# This House Rocks!

## What you need:

- A rock, pebble or stone
- Paint
- Painting tools (paint brushes, cotton buds, fingers!)
- Other materials you can use for decorating

## Instructions:

1. Find a rock, pebble or stone – be like the wise man and search for the perfect one! Ideally, it should have a flat surface for you to paint on.
2. Decorate your rock to turn it into a house – be creative!



# Storm Shaker



In our story, a storm came and showed the importance of building your house with a firm foundation.

## What you need:

- Water bottle
- Filling ideas: beads, rice, lentils
- Decorations (e.g. stickers)

Putting different things in the bottle will change the way your shaker sounds.

You can also add extras like sticks, cotton wool, or tin foil to slow down the movement of the filling.

## Challenges:

- Can you make a sound like rain?
- Can you make a sound like thunder?



# Building a House

## What you need:

- Kitchen roll / toilet roll tube
- Cupcake case / egg carton cut into individual cups
- Glue / tape
- Decorative supplies (paper, pens, paint, stickers, etc.)

## Instructions:

1. With help from an adult:
  - cut cardboard tube to desired length
  - make a door by cutting up from the bottom and then across. Fold along the third edge.
2. Stick the cupcake case or egg cup to the top of the tube to make a roof
3. Decorate to look like a house.



## Challenge:

Why not try putting your house on different surfaces and seeing whether it falls if you blow at it.

# Master Builder Challenge


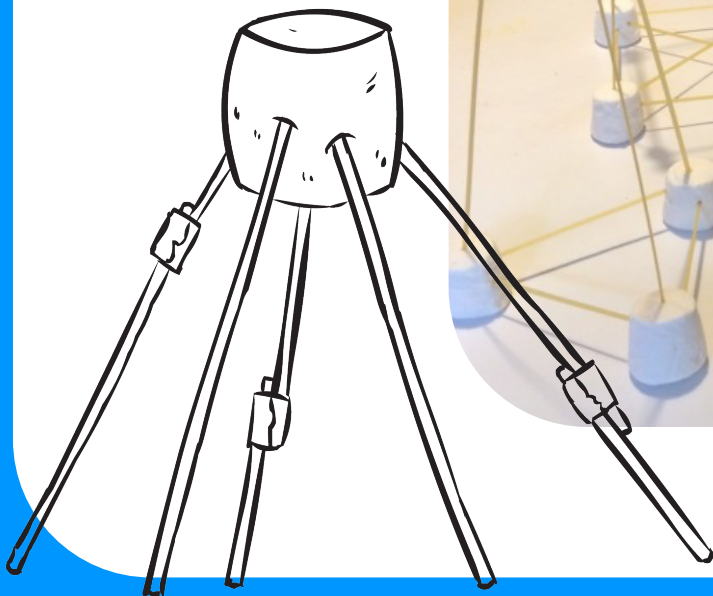
## What you need:

- Marshmallows
- Spaghetti

Use your marshmallows and spaghetti to build a tower.

## Ideas:

- Who can build the tallest tower?
- Who can build the strongest tower?
- Can you balance something on top of the tower?





# Word Search



M R O T S S I F L L E L E O D  
H L W B M R B Z O S G L P V N  
H R V Z O E W H I L B R R N A  
W T G Q G D T W Z A L G D L S  
R A I N D L Y F R U P O G I G  
K W N Y Y I J A G W D H W S N  
I C I O J U P J U G T H G T M  
M U O V I B W I M E R M R E Y  
J O E R J T F O O L I S H N L  
L D E E L Q A E Q R F V U C R  
R V S N R V B D W B U Z Z J A  
Y U K L D W W G N G I L B N R  
S N Y X Q K G L C U A N J D U  
V U E Y W N P V V E O O S D J  
U U T L E F J G X R F F F O B

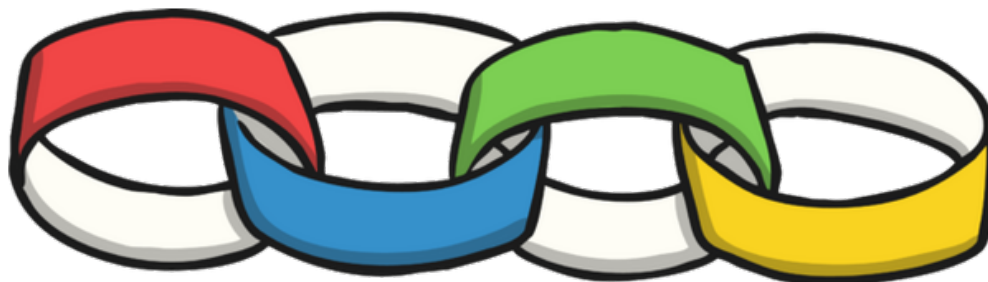
BUILDERS  
FOLLOW  
FOOLISH  
FOUNDATION  
JESUS  
LISTEN

PARABLE  
RAIN  
ROCK  
SAND  
STORM  
WISE

# Hanham Methodist Church



# Prayer Chain



## What you need:

- Paper cut into thin strips (A4 in length)
- Staples/sticky tape to secure
- Pens

Think of something you're thankful for or something you would like God to help with.

Write or draw your prayer on a strip of paper. Turn it into a loop with staples or sticky tape.

As a family, link up your prayer loops to create a chain. Each day you could each add a new prayer to the chain.

Hang the chain somewhere special. Every time you look at it, remember that God hears all our prayers.